



District Report Card: 2017


State: Maharashtra	District: Nagpur
Class: 8	Subject: Language
Schools: 51	Students: 1317


Participation/Coverage


Students

 GENDER	Boys		Girls	
	Number	%	Number	%
	677	51.40	640	48.60

 AREA	Rural		Urban	
	Number	%	Number	%
	494	37.51	823	62.49

 CATEGORY	SC		ST		OBC		GEN	
	Number	%	Number	%	Number	%	Number	%
	250	18.98	107	8.12	698	53.00	262	19.89

 CWSN	LD	VI	HI	S&LD	ID	Oth
	1	2	0	2	0	2

 Management	Government		Government-aided	
	Number	%	Number	%
	134	10.17	1183	89.83

Average Performance of Students in Language (%)

Overall	Gender		Area		Management		Social Group			
	Male	Female	Rural	Urban	Govt.	Aided	SC	ST	OBC	GEN
56.11	54.23	58.09	59.92	53.82	51.00	56.69	57.04	50.16	57.70	53.41

Performance on Learning Outcomes (LOs)

Learning Outcomes	Description	Average Performance(%)
L813	Read textual/non-textual materials with comprehension and identifies the details, characters, main idea and sequence of ideas and events while reading	56.11

Range of Performance of Students who Answered Correctly							
Below 30%		30% - 50%		50% - 75%		Above 75%	
Number	%	Number	%	Number	%	Number	%
167	12.68	340	25.82	559	42.44	251	19.06

Lowest Performing Learning Outcomes (LOs)

1 - Read textual/non-textual materials with comprehension and identifies the details, characters, main idea and sequence of ideas and events while reading (56.11)